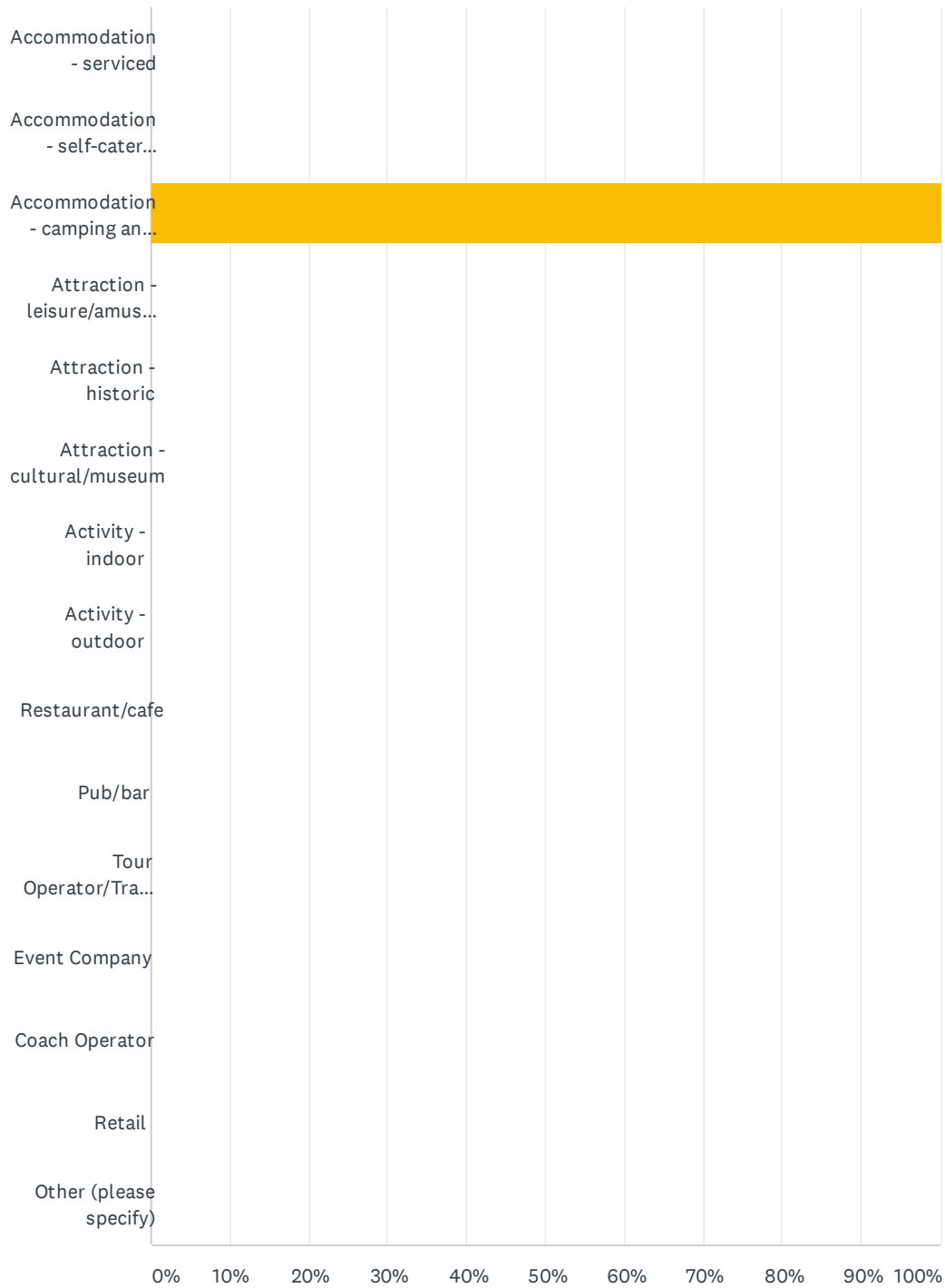


Q1 What Is Your Principle Business Type?

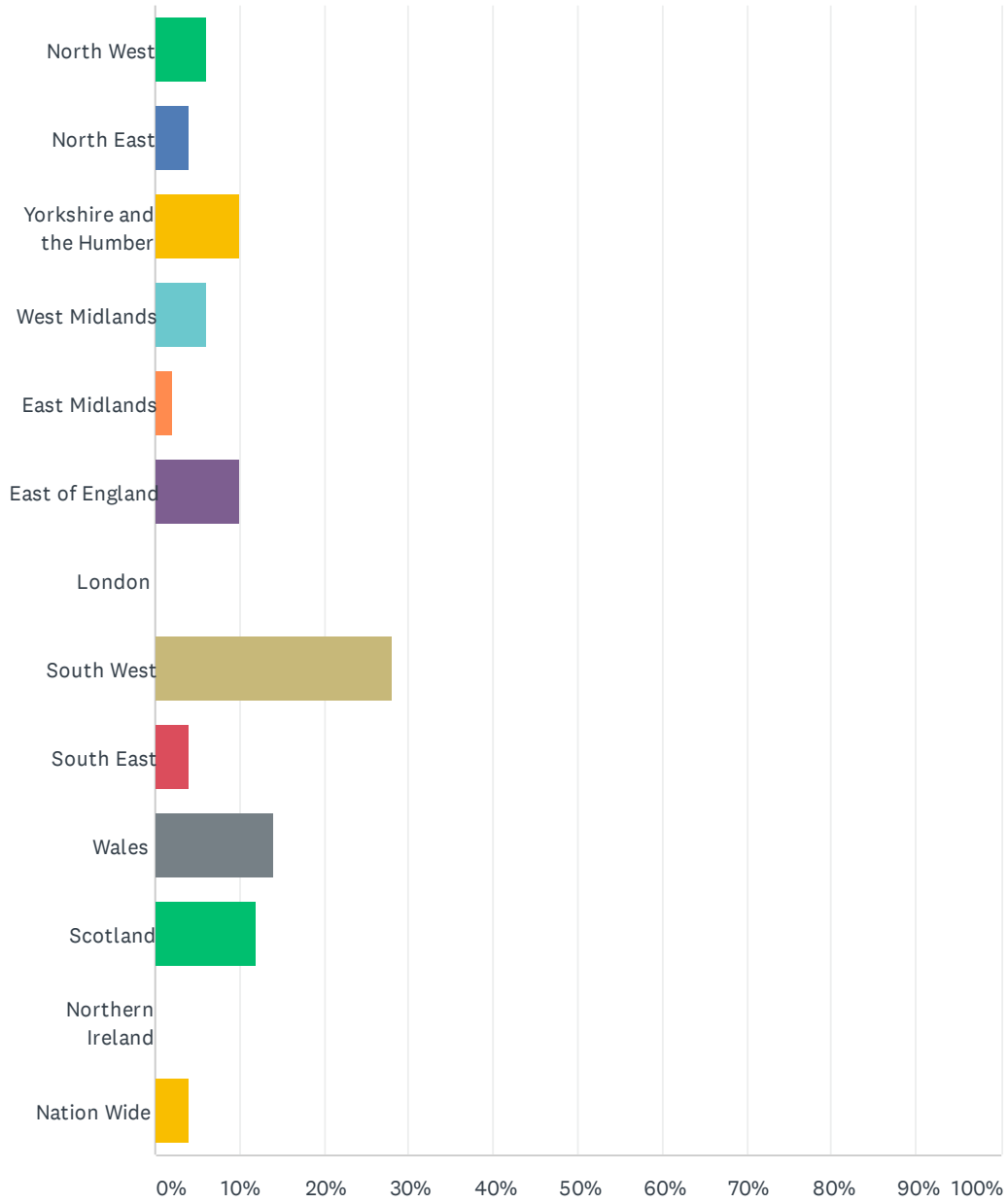
Answered: 50 Skipped: 0



ANSWER CHOICES	RESPONSES	
Accommodation - serviced	0.00%	0
Accommodation - self-catering (inc. cottages, apartments and canal boats)	0.00%	0
Accommodation - camping and caravanning (inc. glamping)	100.00%	50
Attraction - leisure/amusement	0.00%	0
Attraction - historic	0.00%	0
Attraction - cultural/museum	0.00%	0
Activity - indoor	0.00%	0
Activity - outdoor	0.00%	0
Restaurant/cafe	0.00%	0
Pub/bar	0.00%	0
Tour Operator/Travel Agent	0.00%	0
Event Company	0.00%	0
Coach Operator	0.00%	0
Retail	0.00%	0
Other (please specify)	0.00%	0
TOTAL		50

Q2 Which Region/Nation Is Your Business Located In?

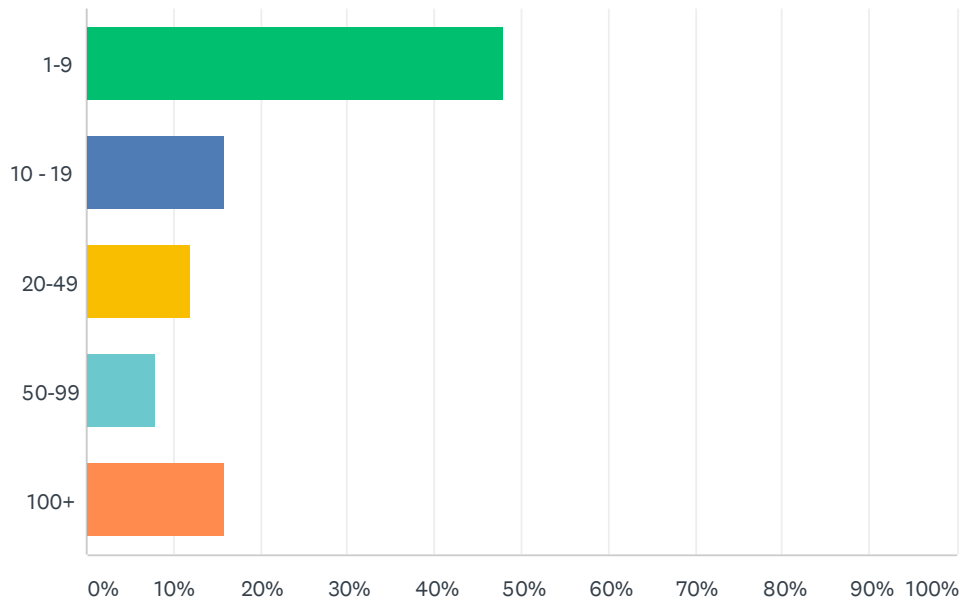
Answered: 50 Skipped: 0



ANSWER CHOICES	RESPONSES	
North West	6.00%	3
North East	4.00%	2
Yorkshire and the Humber	10.00%	5
West Midlands	6.00%	3
East Midlands	2.00%	1
East of England	10.00%	5
London	0.00%	0
South West	28.00%	14
South East	4.00%	2
Wales	14.00%	7
Scotland	12.00%	6
Northern Ireland	0.00%	0
Nation Wide	4.00%	2
TOTAL		50

Q3 How Many Employees Do You Currently Have? (include staff on furlough)

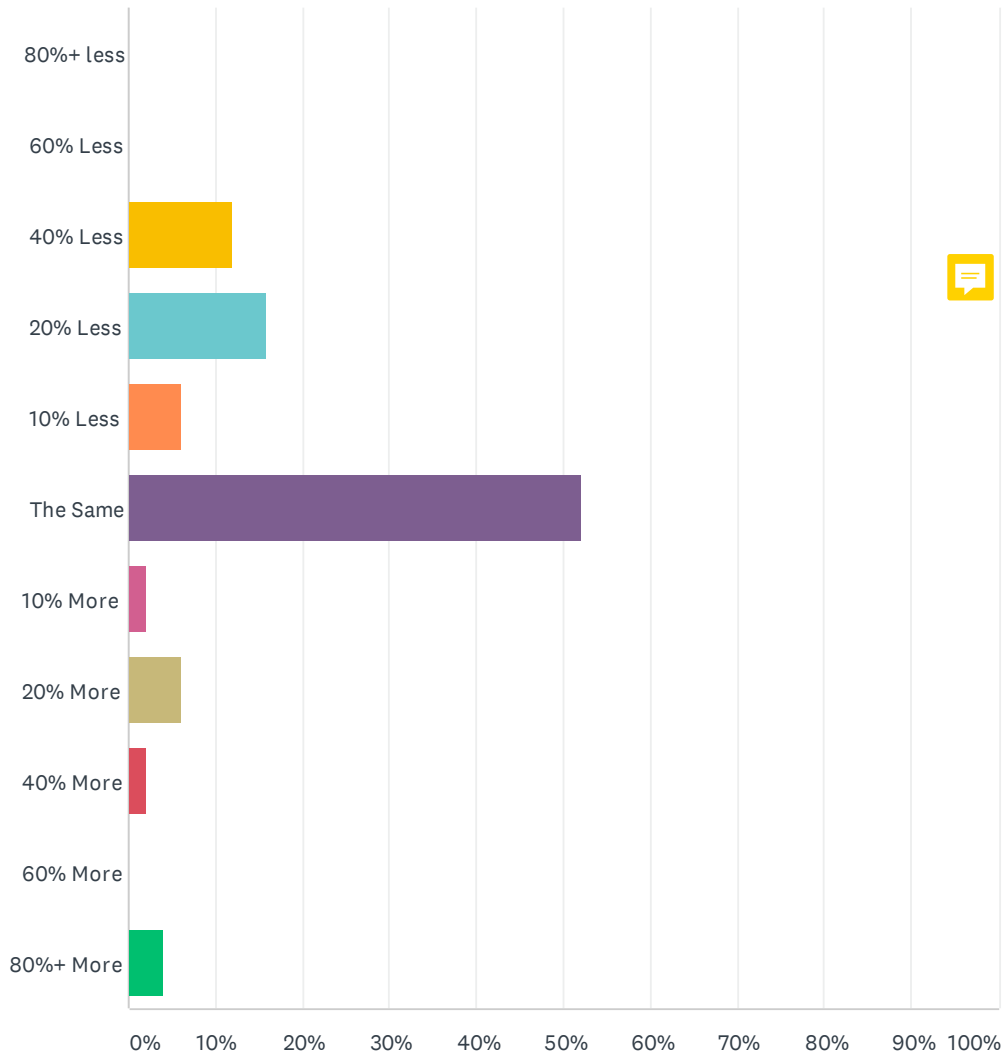
Answered: 50 Skipped: 0



ANSWER CHOICES	RESPONSES
1-9	48.00% 24
10 - 19	16.00% 8
20-49	12.00% 6
50-99	8.00% 4
100+	16.00% 8
TOTAL	50

Q4 How Many Employees Do You Have Compared To Pre-Covid?

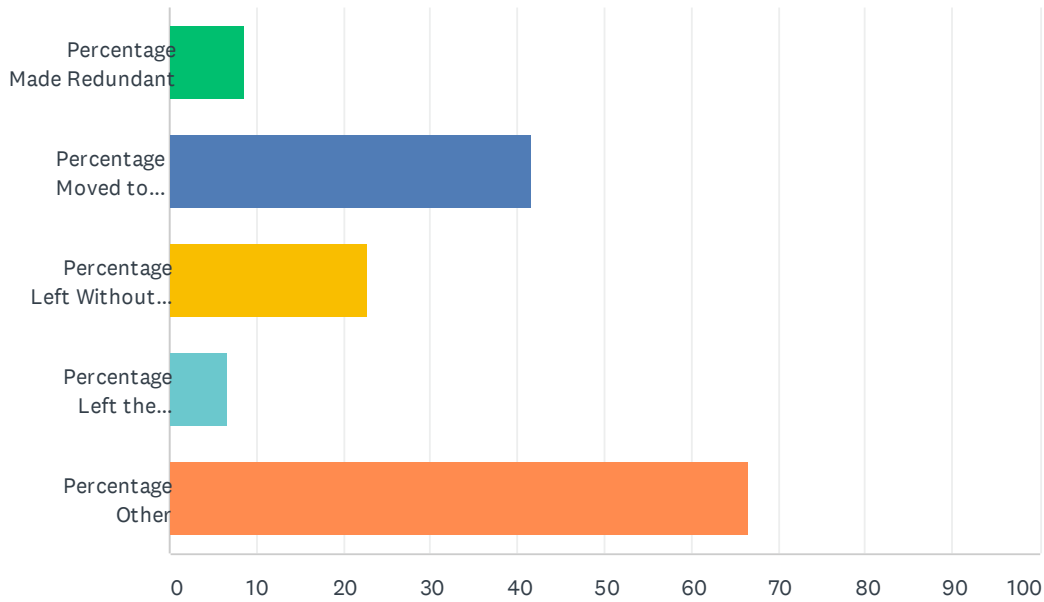
Answered: 50 Skipped: 0



ANSWER CHOICES	RESPONSES	
80%+ less	0.00%	0
60% Less	0.00%	0
40% Less	12.00%	6
20% Less	16.00%	8
10% Less	6.00%	3
The Same	52.00%	26
10% More	2.00%	1
20% More	6.00%	3
40% More	2.00%	1
60% More	0.00%	0
80%+ More	4.00%	2
TOTAL		50

Q5 If Your Employee Numbers Are Less Than Pre-Covid, Why Did They Leave? (please enter a number without the percentage sign, and make sure your answers equal 100%)

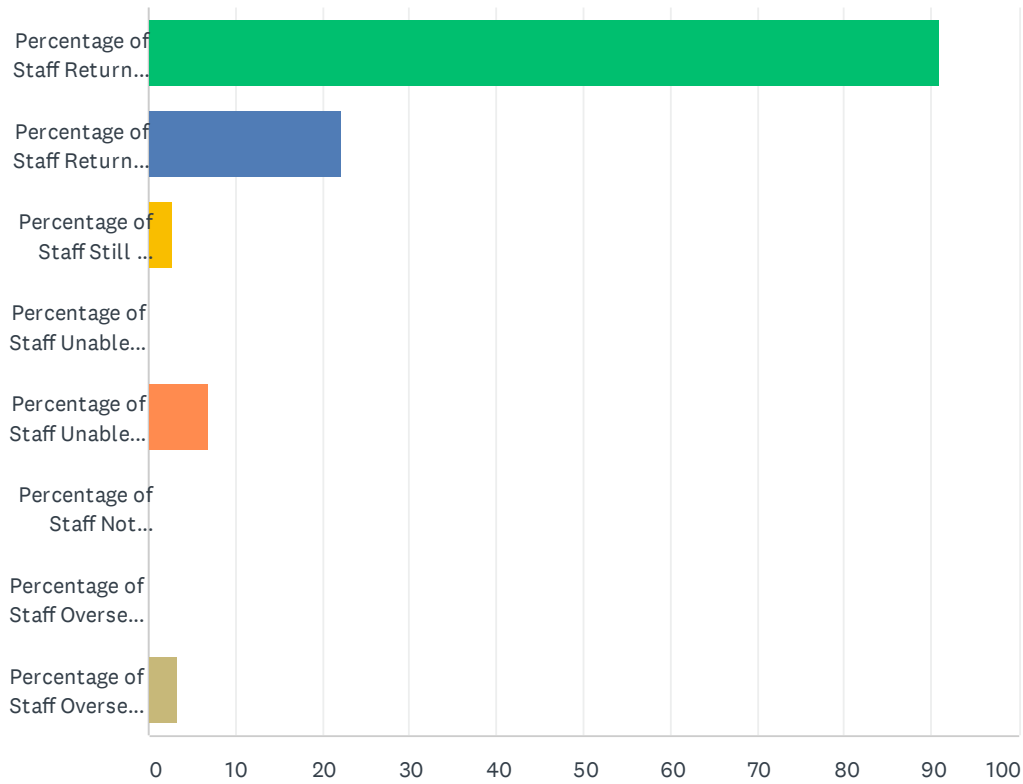
Answered: 18 Skipped: 32



ANSWER CHOICES	AVERAGE NUMBER	TOTAL NUMBER	RESPONSES
Percentage Made Redundant	9	86	10
Percentage Moved to Another Job	42	540	13
Percentage Left Without A Job to Go To	23	250	11
Percentage Left the Country	7	60	9
Percentage Other	66	864	13
Total Respondents: 18			

Q6 What is the Current Status of Your Employees? (please enter a number without a percentage sign and make sure your answers add up to 100)

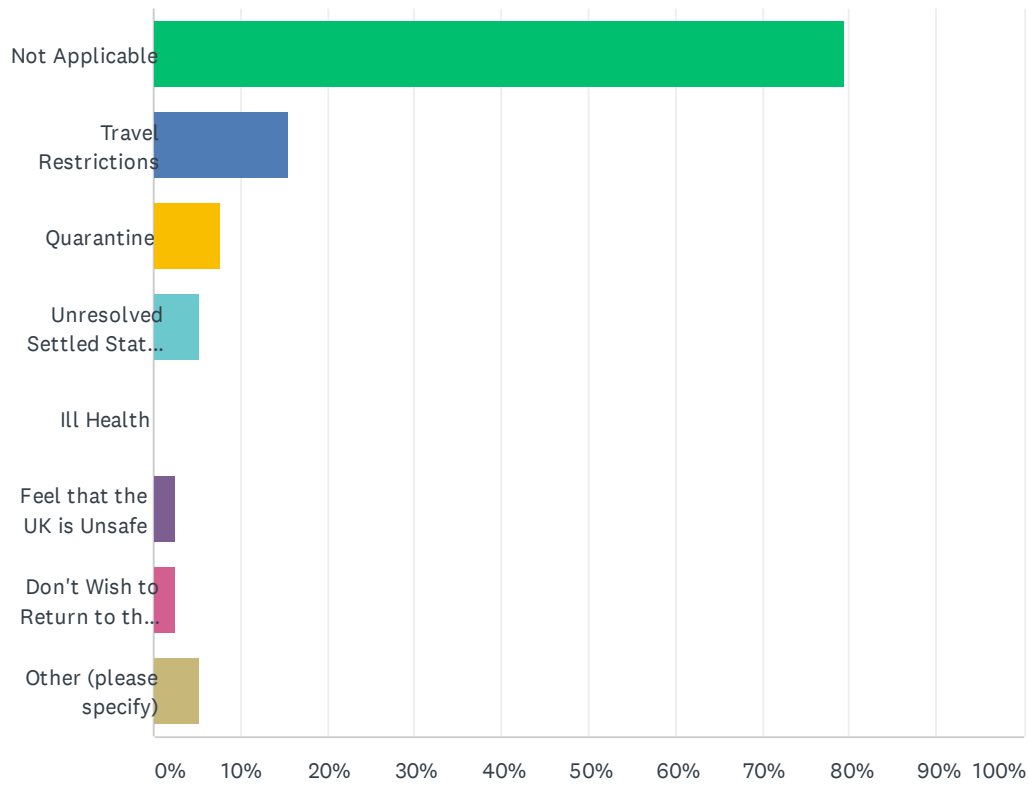
Answered: 47 Skipped: 3



ANSWER CHOICES	AVERAGE NUMBER	TOTAL NUMBER	RESPONSES
Percentage of Staff Returned on Full Hours	91	4,191	46
Percentage of Staff Returned on Flexi Furlough	22	399	18
Percentage of Staff Still on Furlough	3	25	9
Percentage of Staff Unable to Work - Health	0	0	7
Percentage of Staff Unable to Work - Other commitment	7	55	8
Percentage of Staff Not Expected to Return to Work	0	0	7
Percentage of Staff Overseas - Able/Willing to Return	0	0	7
Percentage of Staff Overseas - Unable/Unwilling to Return	3	30	9
Total Respondents: 47			

Q7 Why Are Employees Who Are Overseas Are Unable/Unwilling to Return To the UK?

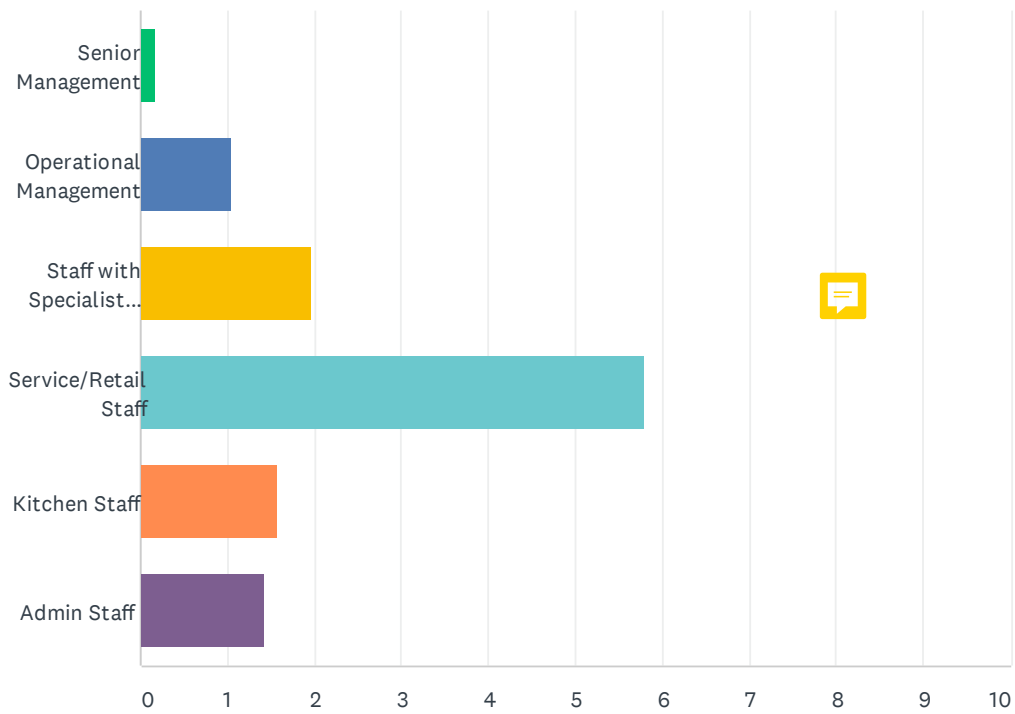
Answered: 39 Skipped: 11



ANSWER CHOICES	RESPONSES	
Not Applicable	79.49%	31
Travel Restrictions	15.38%	6
Quarantine	7.69%	3
Unresolved Settled Status Issue	5.13%	2
Ill Health	0.00%	0
Feel that the UK is Unsafe	2.56%	1
Don't Wish to Return to the UK	2.56%	1
Other (please specify)	5.13%	2
Total Respondents: 39		

Q8 How Many Vacancies Do You Currently Have In Each Category? (please use numbers)

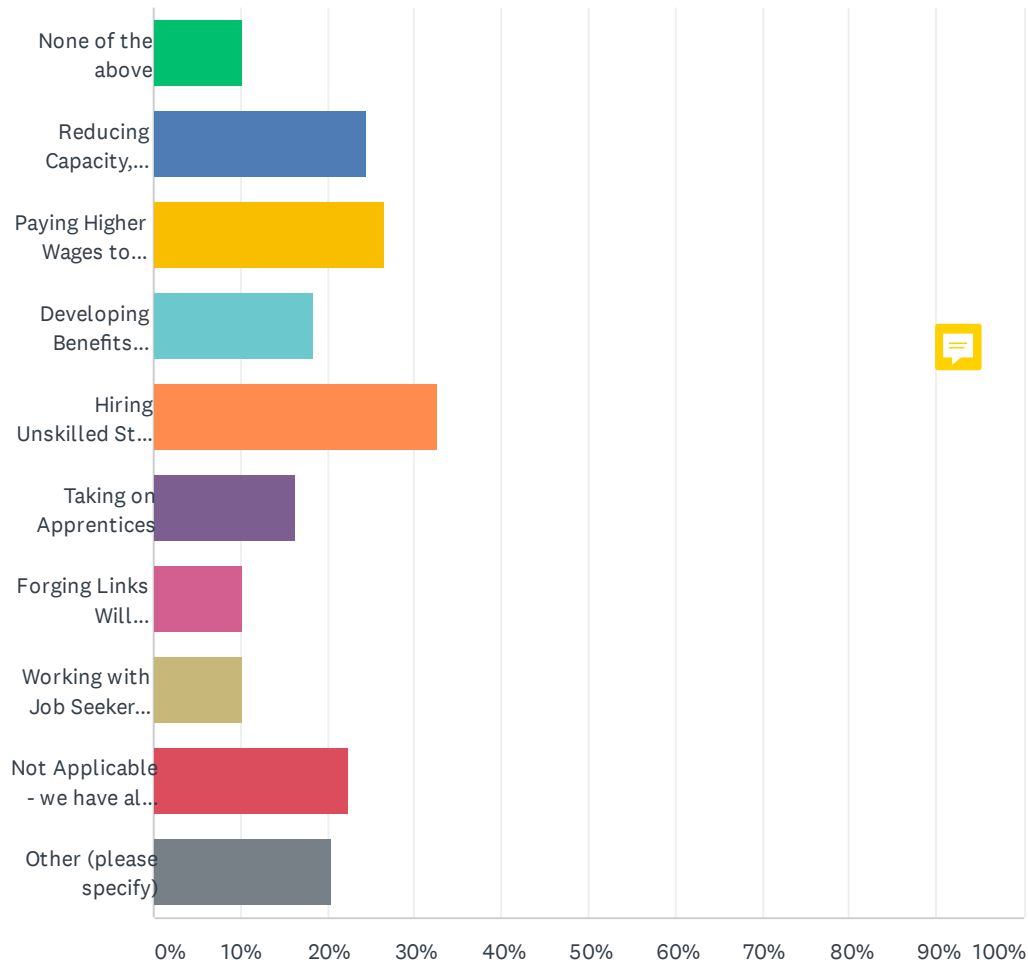
Answered: 42 Skipped: 8



ANSWER CHOICES	AVERAGE NUMBER	TOTAL NUMBER	RESPONSES
Senior Management	0	3	19
Operational Management	1	25	24
Staff with Specialist Skills - eg., Chef/HGV Driver/Curator/Language Skills/Event Production	2	55	28
Service/Retail Staff	6	197	34
Kitchen Staff	2	41	26
Admin Staff	1	37	26
Total Respondents: 42			

Q9 What Are You Doing To Resolve Staff Shortages?

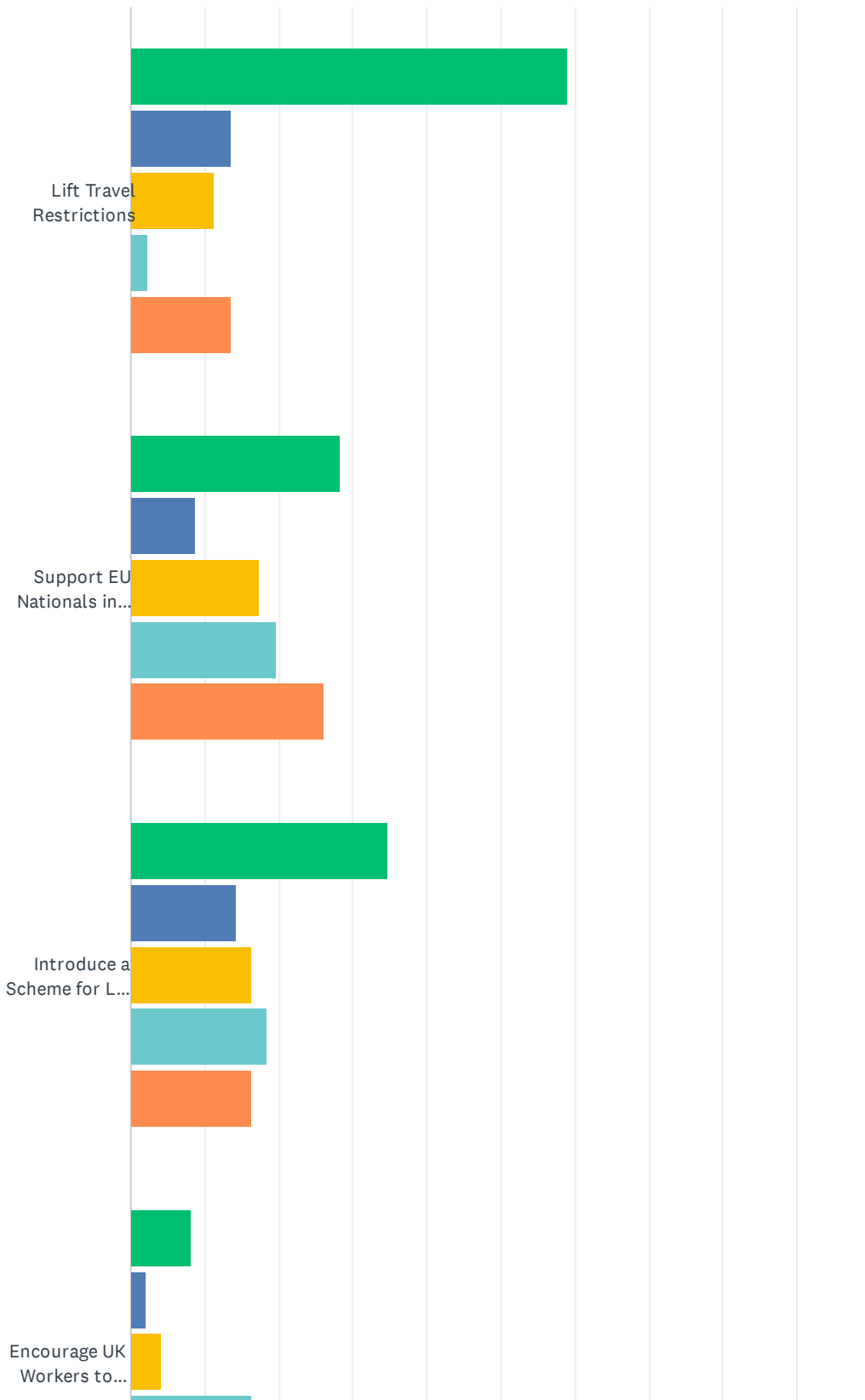
Answered: 49 Skipped: 1

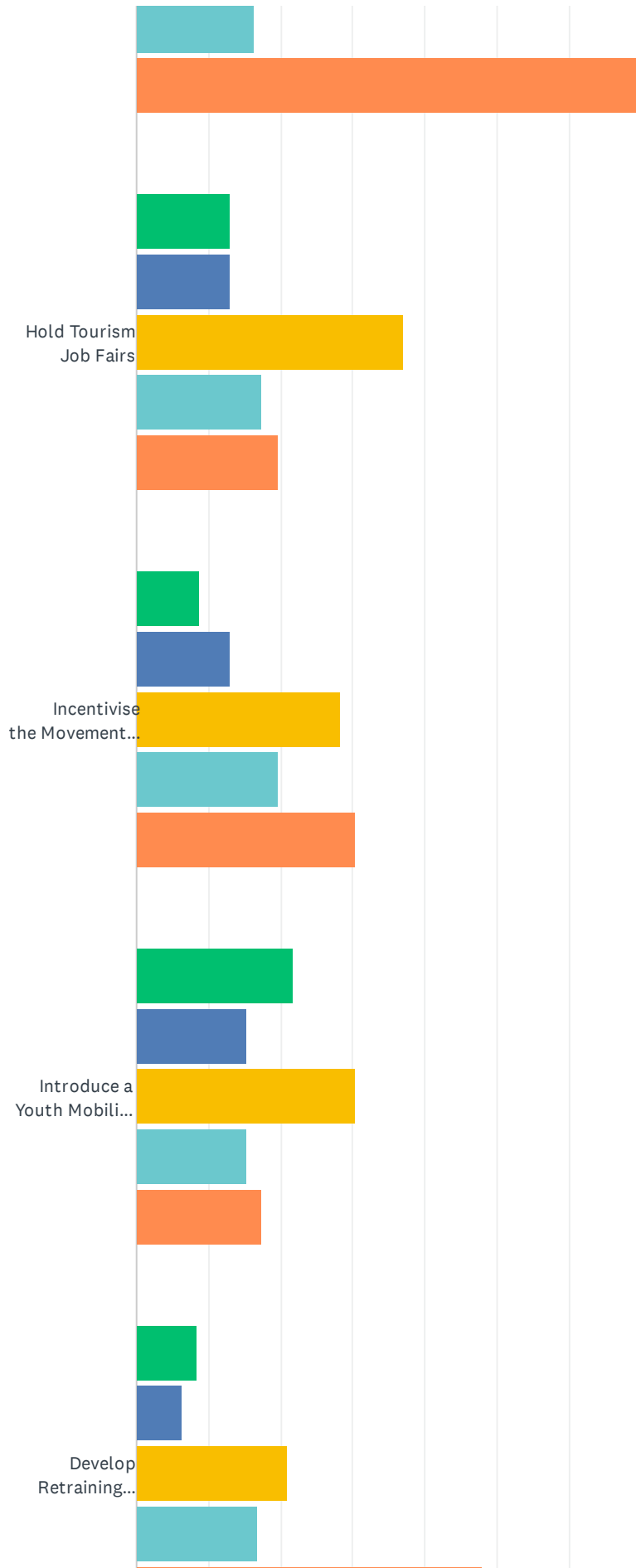


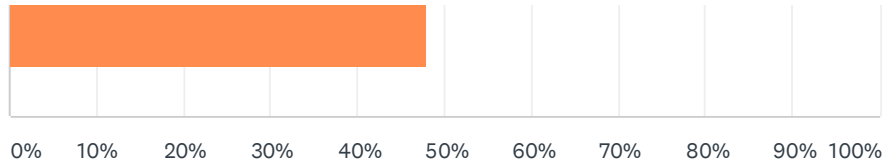
ANSWER CHOICES	RESPONSES	
None of the above	10.20%	5
Reducing Capacity, Services or Hours	24.49%	12
Paying Higher Wages to Attract Staff	26.53%	13
Developing Benefits Packages to Attract Staff	18.37%	9
Hiring Unskilled Staff and Providing Training	32.65%	16
Taking on Apprentices	16.33%	8
Forging Links Will Educational Institutions	10.20%	5
Working with Job Seeker Centres	10.20%	5
Not Applicable - we have all the staff we need	22.45%	11
Other (please specify)	20.41%	10
Total Respondents: 49		


Q10 Prioritise Which Actions You Think The Government Should Take To Support Businesses (1= low priority and 5=high priority)

Answered: 50 Skipped: 0







	1	2	3 	4	5	TOTAL	WEIGHTED AVERAGE
Lift Travel Restrictions	59.09% 26	13.64% 6	11.36% 5	2.27% 1	13.64% 6	44	1.98
Support EU Nationals in the UK Gaining Settled Status	28.26% 13	8.70% 4	17.39% 8	19.57% 9	26.09% 12	46	3.07
Introduce a Scheme for Low Skilled Workers to Enter the UK	34.69% 17	14.29% 7	16.33% 8	18.37% 9	16.33% 8	49	2.67
Encourage UK Workers to Enter the Industry	8.16% 4	2.04% 1	4.08% 2	16.33% 8	69.39% 34	49	4.37
Hold Tourism Job Fairs	13.04% 6	13.04% 6	36.96% 17	17.39% 8	19.57% 9	46	3.17
Incentivise the Movement of Workers Around the UK	8.70% 4	13.04% 6	28.26% 13	19.57% 9	30.43% 14	46	3.50
Introduce a Youth Mobility Scheme with the EU	21.74% 10	15.22% 7	30.43% 14	15.22% 7	17.39% 8	46	2.91
Develop Retraining Programmes to Support People From Other Sectors Entering the Tourism Industry	8.33% 4	6.25% 3	20.83% 10	16.67% 8	47.92% 23	48	3.90